

# CONTENTS

Introduction pp. IV-XIII

Programme (Contents & Syllabus) pp. XIV-XXI

	Vocabulary	Grammar
<b>Hello again!</b> (pp. 4-7)	<b>Numbers</b> (60-100) <b>Things in a house</b> (bookcase, CD player, computer, curtains, cushion, guitar, mobile phone, roller skates, wardrobe)	Prepositions of place Plurals There is – There are
<b>1 Storybook Characters</b> (pp. 8-21)	<b>Adjectives</b> (beautiful, brave, fat, kind, old, poor, short, tall, thin, ugly, young) <b>Appearance</b> (beard, curly hair, dark hair, fair hair, freckles, glasses, moustache, pointed ears, ponytail, straight hair)	Possessive case The verb 'to be' Possessive adjectives The verb 'have got' The verb 'can'
<b>2 Camping</b> (pp. 22-35)	<b>Camping</b> (binoculars, compass, map, raincoat, rope, rucksack, sleeping bag, torch) <b>Camping rules</b> (drop litter, feed wild animals, light a campfire, make noise, pick wild fruit, put up a tent)	like + <i>-ing</i> Present continuous must/mustn't
<b>Wonder Tales 1 (pp. 36-37) The Cracked Pot (Value: We are all useful in our own way!)</b>		
<b>3 Family Life</b> (pp. 38-51)	<b>Time</b> <b>Chores</b> (do the dishes, do the shopping, feed the fish, make my bed, set the table, take out the rubbish, walk the dog, water the plants) <b>Daily routine</b> (cook, do my homework, go jogging, have a shower, listen to music, ride a horse, tidy my room, visit my grandparents)	Present simple Prepositions of time Adverbs of frequency
<b>4 Our Food</b> (pp. 52-65)	<b>Food</b> (beans, bread, butter, cherries, chips, coconut, corn, cucumber, flour, grapes, hot dog, lettuce, mango, pasta, peas, sausages, steak, tea, tuna, yogurt)	a/an a lot of some/any
<b>A World of Wonder 1 (Modules 1-4) (pp. 66-67)</b>		
<b>5 Animal Homes</b> (pp. 68-81)	<b>Animal homes</b> (burrow, coop, den, kennel, nest, shed, stable, tree hollow) <b>Animals</b> (camel, cow, deer, dolphin, duck, gorilla, lizard, penguin, polar bear, python, shark, squirrel, tortoise, whale) <b>Habitats</b> (desert, ocean, jungle, polar region)	Comparatives Superlatives
<b>6 Where we live</b> (pp. 82-95)	<b>Places</b> (baker's, bank, butcher's, hospital, hotel, library, market, museum, post office, sports centre) <b>Natural features</b> (beach, forest, island, lake, mountain, river)	was/were
<b>Wonder Tales 2 (pp. 96-97) The Peacock and the Crow (Value: Always try to be happy with what you've got!)</b>		
<b>7 In the past</b> (pp. 98-111)	<b>Life in the past</b> (animal skin, cave, cooker, fork, hunt, longboat, paint, sail, spoon, stone house, travel) <b>Jobs</b> (actor, astronaut, athlete, dancer, explorer, musician, painter, writer)	Past simple (regular verbs) Past simple (irregular verbs)
<b>8 Getting around</b> (pp. 112-125)	<b>Means of transport</b> (cable car, coach, ferry, helicopter, hot-air balloon, motorbike, tram, yacht) <b>Holiday</b> (go hiking, sandals, suncream, suitcase, sunbathe, sunglasses, swimming trunks, swimsuit, take photos, towel)	Going to can (permission) Question words
<b>A World of Wonder 2 (Modules 5-8) (pp. 126-127)</b>		
<b>Mega Wonder Quiz (p. 128)</b>		





Thinking Skills	Project	CLIL	Sounds and Words
Lateral thinking			
Applying world knowledge Recalling information Interpreting visual information Organising and selecting ideas Creative thinking	My Favourite Book <b>(Literature)</b>	Punctuation <b>(English)</b>	<ul style="list-style-type: none"> <li>oo boot root cook book poor floor</li> </ul>
Applying world knowledge Creative thinking Interpreting information Interpreting visual information Organising and selecting ideas	Camping Rules <b>(Social Science)</b>	Map symbols <b>(Geography)</b>	<ul style="list-style-type: none"> <li>-ing going giving winning</li> </ul>
Self-reflection Recalling information Creative thinking Organising and selecting ideas Logical/Mathematical thinking Interpreting visual information	My Caring, Sharing Family! <b>(Social Science)</b>	What time is it? <b>(Maths)</b>	<ul style="list-style-type: none"> <li><b>Third person singular</b> sleeps teaches flies</li> </ul>
Applying world knowledge Interpreting information Interpreting visual information Mathematical thinking Recalling information Self-reflection Organising and selecting ideas	My Food Diary! <b>(Science)</b>	Animals that give us milk <b>(Science)</b>	<ul style="list-style-type: none"> <li>ea meat wheat bread spread</li> </ul>
Applying world knowledge Interpreting information Self-reflection Organising and selecting ideas	Amazing Animals! <b>(Science)</b>	Carnivores, Herbivores, Omnivores <b>(Science)</b>	<ul style="list-style-type: none"> <li><b>double letters</b> bee squirrel gorilla deer giraffe hippo</li> </ul>
Applying world knowledge Interpreting visual information Recalling information Organising and selecting ideas Interpreting information	Sweet Memories <b>(History)</b>	Happy Clean Neighbourhoods <b>(Social Science)</b>	<ul style="list-style-type: none"> <li><b>Compound nouns</b> funfair train station</li> </ul>
Applying world knowledge Recalling information Organising and selecting ideas Logical/Mathematical thinking	Back in Time! <b>(History)</b>	History Detectives <b>(History)</b>	<ul style="list-style-type: none"> <li>er – or footballer singer sailor inventor</li> </ul>
Interpreting visual information Applying world knowledge Identifying information Logical thinking Organising and selecting ideas	Holiday Plans <b>(Geography)</b>	Compass points <b>(Geography)</b>	<ul style="list-style-type: none"> <li>wh – w when walk</li> </ul>

Activity Book (Key & Instructions) pp. 129(T)-148(T)

Vocabulary and Grammar Practice (Key) pp. 149(T)-153(T)



: Project/Poster presentation



: Cross-curricular links



: Internet research



: Formative evaluation



# 2 Camping





**WONDER BOX**



Going camping?  
Don't eat bananas.  
Mosquitoes love them!



1  Look at the picture. Where are they? Where are they going to sleep? Do you go camping with your family?

2  What do you like doing when you go camping? Talk with your friend.




A: I like fishing.

B: So do I!/Really? I like swimming!

3  Listen and number.



 **Think** Which sounds are **natural**? Which sounds are **man-made**? Tell the class.

*The sound of an owl is natural.*



4



Think


Listen and repeat. Which ones help us to keep warm?  
to find our way?





5



Read and complete. Then listen and check.

Take out your 1)  rucksack

And start to pack!

A 2)  \_\_\_\_\_, a 3)  \_\_\_\_\_,



A 4)  \_\_\_\_\_ and a 5)  \_\_\_\_\_!



*Pack up, let's go,  
We're camping today!  
Pack up, let's go,  
Let's get away!*

Take out your rucksack

And start to pack!

6)  \_\_\_\_\_, 7) a  \_\_\_\_\_,

And a 8)  \_\_\_\_\_!



Sing the *Pack up* song!



What **are** you doing?  
I **am** packing my rucksack.

**Are** you going camping?  
Yes, I **am**./No, I'm **not**.

I **am** packing = I'm packing

pack - pack**ing**    make~~e~~ - mak**ing**    swim - swim**ing**



6



Listen and draw lines.



Let's play!



Pat is cooking burgers.

No! Pat isn't cooking burgers. She's looking at some birds.



7 What are they doing? Make sentences.

1 Pat

**Pat is looking at some birds.**

4 Judy

\_\_\_\_\_

2 Bill

\_\_\_\_\_

5 Mandy

\_\_\_\_\_

3 Carl

\_\_\_\_\_

6 Steve

\_\_\_\_\_



Imagine you are at the park. What are you doing?  
Tell your friend.




8



Listen and read.

# Let's pack!







## 9 Think

Read and write **True** or **False**.

- The children are going on a school camping trip.
- Cody's dad is helping the children.
- Carlos is making a mess.
- Cody's things are in his sleeping bag.

True

---



---



---

## TALKING POINT

### 10 Listen and read. Make a new dialogue with your friend.

**Larry:** Diana, what are you doing?

**Diana:** I'm getting ready for our school camping trip. Can you help me, Larry?

**Larry:** Yes, of course. Make sure you pack **a torch** and **a map**.

**Diana:** Is that everything?



**Larry:** Well, ... you also need your **sleeping bag**!

**Diana:** Got it! I think I'm ready now.



**11**  Complete. Then listen and check.

- feed
- put up
- drop
- light
- pick
- make



**12**  Read and match. Then take roles and act out.

- 1** A: Can I feed the bear?  
B: No! We mustn't feed wild animals.
- 2** A: I'm cold. Shall we light a campfire?  
B: Good idea! Let's get some wood!
- 3** A: Shall we put these bottles in the bin?  
B: Yes! We mustn't drop litter!
- 4** A: Can I eat these berries?  
B: No! We mustn't eat wild fruit.
- 5** A: Shall we put up the tent now?  
B: No! Let's have something to eat first.
- 6** A: Shall we sing a song?  
B: No! We mustn't make any noise!







You **must** stay away from wild animals.


You **mustn't** go near wild animals.





**13** Complete. Use: **must** or **mustn't**. Then choose.


**1**  You **mustn't** feed the animals.  
**A** at the funfair  
**B** at the zoo

**4**  You \_\_\_\_\_ talk to the driver.  
**A** on a bus  
**B** on a plane

**2**  You \_\_\_\_\_ be quiet.  
**A** at the cinema  
**B** at the toy shop

**5**  You \_\_\_\_\_ keep your dog on a lead.  
**A** at a sweet shop  
**B** at a park

**3**  You \_\_\_\_\_ eat in class.  
**A** at school  
**B** at the café

**6**  You \_\_\_\_\_ run.  
**A** at the swimming pool  
**B** at the park





**14**  **Let's play!**



15  Listen and colour and write.



16   **Think** Safe camping! Choose and say.

- |  |   |
|--|---|
| <p>1  a Drink water from rivers.<br/>b Drink bottled water.</p>             | <p>5  a Stay away from wild animals.<br/>b Feed wild animals.</p>               |
| <p>2  a Hang food from tall trees.<br/>b Keep food in tents.</p>            | <p>6  a Light a campfire near trees.<br/>b Light a campfire away from trees.</p> |
| <p>3  a Put up a tent away from rivers.<br/>b Put up a tent near rivers.</p> | <p>7  a Swim alone.<br/>b Swim with your family.</p>                            |
| <p>4  a Cook inside a tent.<br/>b Cook away from tents or trees.</p>        | <p>8  a Go for walks with your family.<br/>b Go for walks alone.</p>            |

*It's safe to ... / It isn't safe to ...*



17 Read and choose. Then listen and check.

# A camping Holiday *can be great fun*





*for the whole family, but make sure you all stay safe!*

**Here are some camping rules:**

- 1 You **must** / **mustn't** put up your tent near water or under a tree.
- 2 You **must** / **mustn't** light a campfire away from the trees.
- 3 You **must** / **mustn't** pack the right clothes and shoes.
- 4 You **must** / **mustn't** eat inside the tent.
- 5 You **must** / **mustn't** take a map of the area.
- 6 You **must** / **mustn't** pack food in bags.



18 **Think** Look at the signs. What are the rules? Tell the class.



19 Write 5 more camping rules. Make signs to go with your camping rules. Present your project to the class.

**1**  **Think** Putting up a tent? Which place is best, **A** or **B**? Think and tick (✓).

**A**

**B**

**1**

at the bottom of a hill



at the top of a hill



**2**

near the campfire



away from the campfire



**3**

away from a tree



under a tree

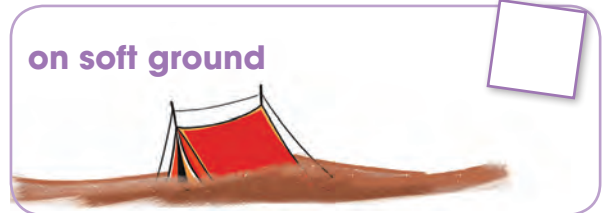


**4**

on hard ground



on soft ground



**5**

near animals



away from animals

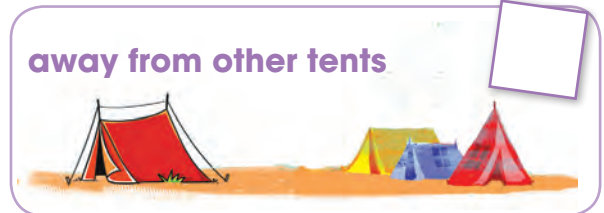


**6**

near other tents



away from other tents





2 How many? Look and write next to the symbols. Then say.

ONE  
FOOT  
ISLAND!



By Julie

- 2   train station
-   telephone
-   camping area
-   information point
-   footpath
-   picnic area
-   cycling area
-   parking area

There are two train stations.

3




Make your own *One Foot Island*.  
Present it to the class.

1 Same Sound - Different Spelling! Listen. Look. Say.

<b>ee</b>		<b>ea</b>	
tree	sleep	sea	tea

2 Listen. Say.



Lee and Dean are near the sea.  
Lee is sleeping under the tree and Dean is having some tea.

3 Listen. Write the words in the correct box.

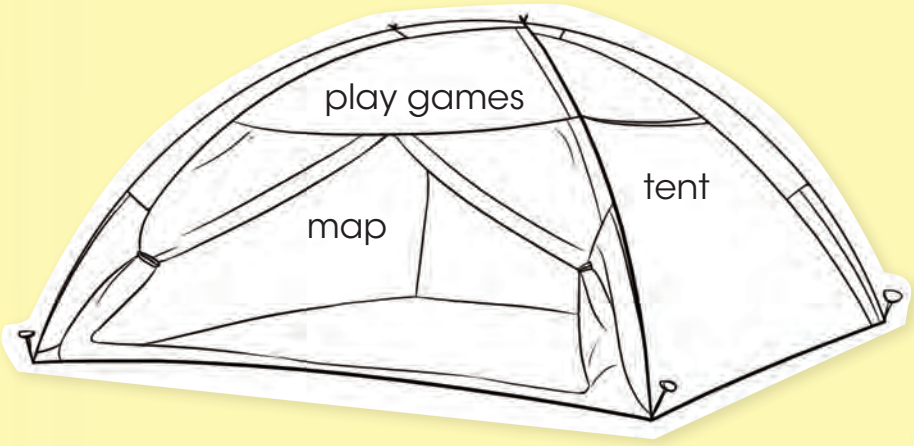
<b>ee</b>	<b>ea</b>

**i Wonder 3**  
**EXTRA**  
**RESOURCES**





1 Write at least six more words/phrases about camping. Then, in groups, write them in the lists below.



Activities  
play games

Things to take with you  
tent

2 Camping jokes! What are the rules? Read and say.



We mustn't swim.

Now I can...



- say which sounds are natural and which sounds are man-made
- describe actions happening now
- talk and write about camping rules
- say where it is safe to put up a tent
- understand symbols on maps
- recognise words with the same sound, but different spelling

in English.